



LENAPE VALLEY REGIONAL HIGH SCHOOL

PAUL M. DIRUPO
Superintendent

April 12, 2021

Dear Parents, Guardians and Members of the School Community,

I am writing to provide you information about the 2019-2020 New Jersey School Performance Reports, which were recently released and are available on the NJ School Performance Reports webpage at www.njschooldata.org.

The School Performance Reports reflect the New Jersey Department of Education's (NJDOE) commitment to providing parents, students and school communities with a large variety of information about each school and district. These reports can be used as a tool to help evaluate whether all students have equitable access to high quality education. We encourage you to use these reports to:

- **Learn more** about your school and district
- **Start conversations** with school community members and ask questions
- **Engage** with school communities to identify what schools are doing well and where they can improve

The ongoing COVID-19 pandemic has had a significant impact on the way the NJDOE was able to measure school performance and student achievement in the 2019-2020 School Performance Reports. Some data is not available at all and other data, while available, may not look the same as it did in prior years. The NJDOE also recognizes that our existing data can't begin to measure the hard work and perseverance of the students, families, educators, and community members during this difficult year.

While this past year has been unlike any other, and the NJDOE believes that it is critical to use the available data in the reports, along with other information collected directly within districts and communities, to start conversations, identify gaps in information, and continue to find ways to address the impacts of COVID-19 and ensure all students receive the support and resources that they need. Also, the School Performance Reports can and should be used in conjunction with available school and district data to identify priorities for summer and school year programming and the use of state and federal dollars.

Notes are included throughout the School Performance Reports to explain where data is missing or impacted by COVID-19 and a new Impact of COVID-19 on Data Availability resource is available to summarize this information.

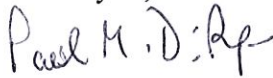
Enhancements to the 2019-2020 School Performance Reports

The 2019-2020 reports include changes that respond to stakeholder feedback collected over the last several years and during the COVID-19 pandemic. These changes include:

- **New report design** with improved visuals and new navigational tools
- **Additional data** about graduation cohorts to provide more information about students who do not graduate
- **New resources** to help explain the impact of COVID-19 on the availability of data in the reports
- **A new narrative field, “Learning During COVID-19”**, to give districts an opportunity to share information on how they responded to the COVID-19 pandemic

The NJDOE continues to seek public input on ways to improve future reports. Please complete the School Performance Report feedback survey or email reportcard@doe.nj.gov with feedback and suggestions.

Thank you,



Paul M. DiRupo
Superintendent

County: Sussex

Principal: Mr. Thomas Claeys

District: Lenape Valley Regional High School District

[School Website](#)

28 Sparta Road

973-347-7600

PO Box 578

Stanhope, NJ 07874



644
Total Students



09-12
Grades Offered



15.3%
Economically
Disadvantaged



18.3%
Students with Disabilities



2.2%
English Learners



12:1
Student to Teacher Ratio



16.4 years
Avg Teacher Experience

The summary reports are meant to provide parents, educators, and communities highlights from the district, along with a high-level summary of how well a school or district is performing. We encourage you to use these reports to:

- **Learn more** about this school or district by viewing the detailed report. Use the link in the "Jump to" menu at the top right.
- **Start conversations** with school community members and ask questions. Use our guides for suggestions.
- **Engage** with your school communities to identify where schools are doing well and where they can improve.

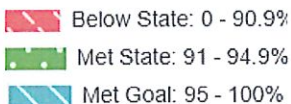
Important note for 2019-2020: The summary reports typically include information on student growth, assessment results, and chronic absenteeism. Statewide assessment results were cancelled in spring 2020, so student growth and assessment results are not available for the 2019-2020 school year. Additionally, the requirement to report on chronic absenteeism was waived for the 2019-2020 school year so that data is not included. We encourage you to visit the detailed reports to see all the data that is available for the 2019-2020 school year and also to view the "Impact of COVID-19 on Data Availability" resource for a summary of how all data was impacted.

School Highlights Reported by the District:

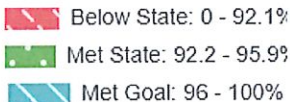
- A new STEM facility was created expanding course offerings in architecture, engineering, and manufacturing. This laboratory integrates instruction and software with production.
- The Media Center has been transformed into a collegiate-like student center; it has been outfitted with enhanced technology and digital resources, a student lounge, and conference room.
- Lenape Valley was recently awarded a generous grant to update its personal finance program (required for graduation), including students materials, curricula, and staff training.

Are students graduating?

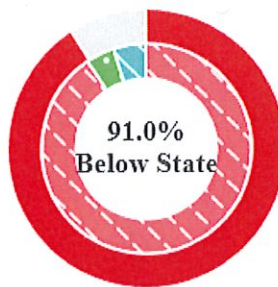
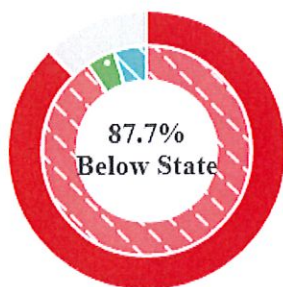
Four-Year Graduation Rate



Five-Year Graduation Rate



This section shows the four-year and five-year graduation rates. These are the percentage of students who graduate high school within four or five years of entering high school.



How to use this report?

- 1 **Learn More** by viewing this full report and reports for other schools and districts.
- 2 **Start Conversations** with school community members and ask questions. Use our guides for suggestions.
- 3 **Engage** with your school communities to identify where schools are doing well and where they can improve.



www.state.nj.us/education

www.njschooldata.org



reportcard@doe.nj.gov

County: Sussex

Principal: Mr. Thomas Claeys

District: Lenape Valley Regional High School District

[School Website](#)

28 Sparta Road

973-347-7600

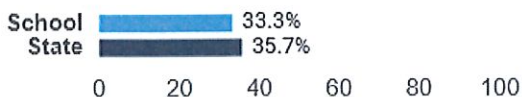
PO Box 578

Stanhope, NJ 07874

Are students college and career ready?

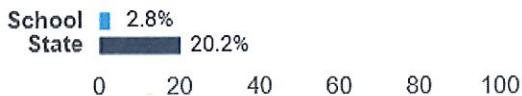
AP/IB Courses:

Percentage of 11th and 12th graders enrolled in one more Advanced Placement (AP) or International Baccalaureate course (IB)



Dual Enrollment:

Percentage of 11th and 12th graders enrolled in one more dual enrollment course, which is a course that allows high school students to enroll in college courses for credit prior to graduation




Industry-Valued Credentials:

Percentage of 9th-12th graders who earned one or more industry-valued credential during the school year



College Enrollment:

Percentage of 2019 graduates enrolled in a college or university by the fall of 2020



How to use this report?

1

Learn More by viewing this full report and reports for other schools and districts.

2

Start Conversations with school community members and ask questions. Use our guides for suggestions.

3

Engage with your school communities to identify where schools are doing well and where they can improve.



www.state.nj.us/education

www.njschooldata.org



reportcard@doe.nj.gov